

# Information Session for International Freshmen Students

September 3, 2020





# LET'S DISCUSS ...

1

**BEFORE ARRIVAL**



2

**ARRIVAL**



3

**AFTER ARRIVAL**



4

**INFORMATION**





# BEFORE ARRIVAL...

1

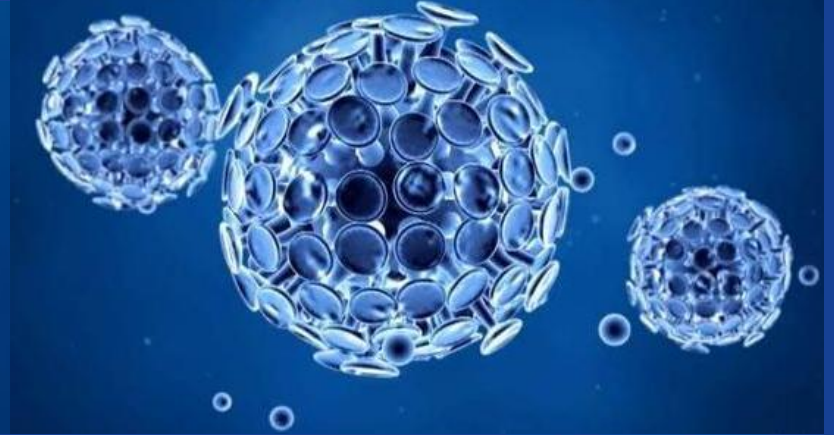


- When can I enter Russia?
- How to study?
- How to get a visa?
- Whom should I contact for help?
- How can I prepare for my departure for Moscow?





# Covid-19



1



- **When can I enter Russia?**
- How to study?
- How to get a visa?
- Whom should I contact for help?
- How can I prepare for my departure for Moscow?

- As of September 3, 2020, only students who are citizens of the following countries can enter the territory of Russian Federation:
  - **Abkhazia** (without a visa);
  - **Great Britain, Switzerland, Turkey, Tanzania, Egypt, Maldives, United Arab Emirates** (on a visa)
- IMPORTANT: Entry to the Russian Federation is allowed only from **the territory of these countries** and only **for citizens of these countries**. If you are a citizen of another country (not listed above), you will not be allowed to use these 4 countries as transit destinations to enter the Russian Federation.
- We will inform you as soon as the borders of the Russian Federation **with other countries** will be opened.



1



- When can I enter Russia?
- **How to study?**
- How to get a visa?
- Whom should I contact for help?
- How can I prepare for my departure for Moscow?

■ Before arriving in the Russian Federation:  
**ONLINE**

■ After arriving in the Russian Federation:  
**IN-PERSON** (in full compliance with all protective measures)





1



- When can I enter Russia?
- How to study?
- **How to get a visa?**
- Who should I contact for help?
- How can I prepare for my departure to Moscow?

STEP 1. Check, if you **need a visa** to enter Russia

The majority of foreign students enter Russia with a foreign passport and a study visa. An educational visa is not required for students coming to Russian universities from the Republic of Azerbaijan, the Republic of Abkhazia, the Republic of South Ossetia, the Republic of Belarus, the Republic of Kazakhstan, the Kyrgyz Republic, the Republic of Moldova, the Republic of Tajikistan, Ukraine, the Republic of Armenia, the Republic of Uzbekistan.

STEP 2. The passport must be valid for at least **18 months** from the date of visa issue.

STEP 3. Send the **request and supporting documents** to the email address of the International office of your faculty/department.

STEP 4. Receive an email with **an electronic invitation**.

STEP 5. Contact the **visa center or the Embassy/Consulate** of the Russian Federation in your country.

STEP 6. Immediately after receiving your passport from the visa center (Embassy/Consulate), check that **all the information** in the **visa is correct**.

STEP 7. Send a **scanned copy of your visa** received to the email address of the International office of your faculty/department.



FOR MORE DETAILS : <http://studentin.msu.ru/main-eng>

1



- When can I enter Russia?
- How to study?
- How to get a visa?
- **Whom should I contact for help?**
- How can I prepare for my departure for Moscow?

- To get an advice on all issues, please, contact the **International office of your faculty/department**.
- Ask a question on the website <http://studentin.msu.ru>
- Apply to find a **Volunteer Friend (Buddy)** at the website <http://studentin.msu.ru>



### Apply for a buddy

Last name

First name





FOR MORE DETAILS : <http://studentin.msu.ru/before-eng>

1



- When can I enter Russia?
- How to study?
- How to get a visa?
- Whom should I contact for help?
- How can I prepare for my departure for Moscow?

- Agree on the **date of arrival** with the International office of your faculty/department and buy an **air ticket**.
- Apply for a **health insurance policy**, which will be valid for the **entire period of your stay in Russia** for the purpose of study.
- Take **PCR test for coronavirus infection (COVID-19)** no earlier than 3 calendar days before arriving in Russia. To enter Russia, you must have **a negative PCR test result**.
- Send an email to the International office of your faculty/department **with details of where you plan to live**.
- Contact your **buddy** and inform him/her of the **arrival date**.





# ARRIVAL

2



- What to keep in mind when you arrive?
- How to get to the place of residence?
- How to settle?
- What if I am unclear of arrival logistics?

- When boarding a plane/train or crossing a border, make sure you have a medical document confirming a **negative result of a PCR test for coronavirus infection (COVID-19)**.
- Receive on the plane/train (or directly at passport control) the **migration card form**.
- Fill out the form **in Russian** (at a pinch in Latin letters in accordance with the data indicated in the passport).
- If you need help filling out your migration card form, please, do not hesitate to contact a **passport control officer**.
- The completed form must be presented at the **checkpoint of the state border of the Russian Federation**.
- Be sure to keep your migration card in your passport **throughout your stay in Russia**.

FOR MORE DETAILS: <http://studentin.msu.ru/arrival-eng>



2



- What to keep in mind when you arrive?
- **How to get to the place of residence?**
- How to settle?
- What if I am unclear of arrival logistics?

- At the airport, you can **withdraw cash from an ATM** for the first few days (4,000 rubles will be enough). **Bank cards are accepted** everywhere, so you won't have any problems with card payments.

- By TAXI:

Download popular in Moscow apps in advance:

- <https://go.yandex/>
- <https://gett.com/ru/>
- <https://city-mobil.ru/>

A taxi ride to the city center costs about 1500-2000 rubles. You can pay in cash, or link a bank card number to your personal account in the app.

By AEROEXPRESS and then by METRO:

- **Sheremetyevo airport - Belorusskiy railway station;**
- **Vnukovo airport - Kievskiy railway station;**
- **Domodedovo airport - Paveletskiy railway station**



**АЭРОЭКСПРЕСС**

- ATTENTION: It is **MANDATORY** to wear a **protective mask and gloves** on public transport!



2



- What to keep in mind when you arrive?
- How to get to the place of residence?
- **How to settle?**
- What if I am unclear of arrival logistics?

- If you are staying at a dormitory, be sure to **inform International office** of your faculty/department of the **date when you plan to arrive**.
- Receive an email with a **confirmation letter** containing **the name and address of the dormitory**, save it on your phone and print out.
- When you arrive to Moscow, go directly **to the place of your accommodation** (dormitory or rented apartment/hostel). **Please, do not go** to your faculty/department or other MSU building.



MSU DORMITORIES: <http://studentin.msu.ru/after-eng>



LIFEHACK: Find **friends** who will help you to **cope with problems!**

2



- What to keep in mind when you arrive?
- How to get to the place of residence?
- How to settle?
- **What if I am unclear of arrival logistics?**

- Join the most popular social media in Russia — **VKontakte**: <https://vk.com/join>
- Contact the **Student Hotline** and stay in touch with **volunteers** from the **Student Union International Centre** of Moscow State University . You can do it by means of:

➤ **E-mail**: [international@student-union.ru](mailto:international@student-union.ru)

➤ **VKontakte**: <https://vk.com/internationalstudentsmsu>



Ask a question



Find a buddy



Call the student hotline

FOR MORE DETAILS: <http://studentin.msu.ru/main-eng>



## AFTER ARRIVAL

3



- What is “self-isolation”?
- How to solve daily issues and purchase essential items?
- What documents do I need to have?

- This is a **14-day quarantine** (from the date of arrival to Russia).
- You **must**:
  - register at the clinic at the place of accommodation (will be done automatically in case of your stay at the MSU dormitory);
  - not leave the place of accommodation: not attend university, work, shops, pharmacies, any public places and gatherings of people, not use public transport, not contact with third parties;
  - check your body temperature twice a day and make records;
  - take **PCR test for coronavirus infection** on **days 10-12** of the quarantine.
- If you show any signs of illness, please immediately inform the International office of your faculty/department, local clinic, and contact the doctor.
- During the quarantine period you should study **online**. We are waiting for you at MSU for face-to-face classes no earlier than on **day 15**.



FOR MORE DETAILS: <http://studentin.msu.ru/after-eng>

3




- What is "self-isolation"?
- How to solve daily issues and purchase essential items?
- What documents do I need to have?

- While living in Moscow, you can buy groceries, personal care products, household goods and stationery **online** and have them delivered to your place of residence.

- To order **ready-to-eat meals** from various restaurants, you can use the following popular services (**via websites or mobile apps**):

**Delivery Club**

**Yandex Food**



- You can find some useful links to the popular Internet stores at <http://studentin.msu.ru/after-eng>
- If you have any questions, **ask your buddy** on how to deal with daily issues or contact the **Student Hotline**.

FOR MORE DETAILS: <http://studentin.msu.ru/after-eng>



3



- What is “self-isolation”?
- How to solve daily issues and purchase essential items?
- What documents do I need to have?

- Within **7 (SEVEN) business days** after entering Russia, you must be registered with the local Federal Migration Service (FMS) indicating your place of residence (that is, **your actual address of residence**).
- The consequences of violating this law are **extremely serious**, up to expulsion from Russia, the imposition of a fine of up to 7,000 rubles and a ban on entry into the Russian Federation for up to 3 years.
- If you plan to stay **at the dormitory**:  
On the day of your arrival in Russia (the next day at the latest), please, send an e-mail to the International office of your faculty with all necessary information.
- If you plan to stay **at the rented apartment**:  
Please, discuss the issue of obligatory registering with local FMS with the landlord in advance and make sure the landlord is ready to register you!
- You must obtain a **detachable part of the registration form (registration slip)**, filled in and stamped by the local FMS.
- Be sure to keep your **migration card and registration form** with you.



# IMPORTANT INFORMATION

4



- Medical service
- How can I find friends?
- How to engage in student life?

- You need to purchase a **voluntary medical insurance policy** valid on the territory of the Russian Federation for the entire period of study at Lomonosov Moscow State University.
- Foreign citizens who have a **compulsory medical insurance policy in the Russian Federation** (in accordance with the Federal law 326-FZ of November 29, 2010 or with international agreements) do not need to obtain a voluntary medical insurance policy.
- The amount of insurance coverage should be at least **2,500,000.00 RUB**
- The insurance policy should cover:
  - outpatient care,
  - calling a doctor at home,
  - calling an ambulance,
  - preventive measures (including a PCR test for COVID-19)
  - emergency dental care,
  - emergency hospitalization,
  - medical and transport repatriation,





4




- Medical service
- How can I find friends?
- How to engage in student life?

USEFUL CONTACTS: <http://studentin.msu.ru/main-eng>

- Contact volunteers from the **Student Union International Centre**, follow their news on social media:  
<https://vk.com/internationalstudentsmsu>
- Find a buddy at <http://studentin.msu.ru/main-eng>
- Check the Events calendar at <http://studentin.msu.ru/main-eng> and join the events you are interested in!
- Learn more about the opportunities for study and life at Moscow State University by participating in the **Adaptation week events** for international students (**September 2-8**).
- Join a **Student Club** or **Student Organization** .
- Take an active part in **all-university and faculty events** organised for international students throughout the academic year!



# WELCOME ADDRESS OF YOSSR GHAZI, THE HEAD OF STUDENT UNION INTERNATIONAL CENTER





# TIPS FOR PROTECTING YOURSELF AND OTHERS FROM THE SPREAD OF COVID-19

#ПоступайПравильно  
носи маску и перчатки



 МОСКОВСКИЙ  
ГОСУДАРСТВЕННЫЙ  
УНИВЕРСИТЕТ ИМЕНИ  
М.В. ЛОМОНОСОВА

# DoItRight  
wear a mask and gloves



# ADAPTATION WEEK EVENTS

**September 5, 12:00**

IN RUSSIAN

**Online event “Our home is Leninskie Gory”**

A virtual tour on Moscow City Day in the vicinity of MSU with a talk about the history of Moscow. You will see the most interesting places around Lomonosov Moscow State University: observation deck at Sparrow Hills with a spectacular view on Moscow, Church of St. Trinity, monument to Herzen and Ogarev.

**September 8, 16:00**

IN RUSSIAN

**Online Welcome Session of MSU Student Union  
“Lifhacks from MSU Students”**

Acquaintance with the MSU campus, life in the dormitory, what to do in your free time, student organizations, major events at MSU, where to eat at the campus (canteens, cafes and buffets), student cards, mobile phone, banks and useful apps, public transport in Moscow.

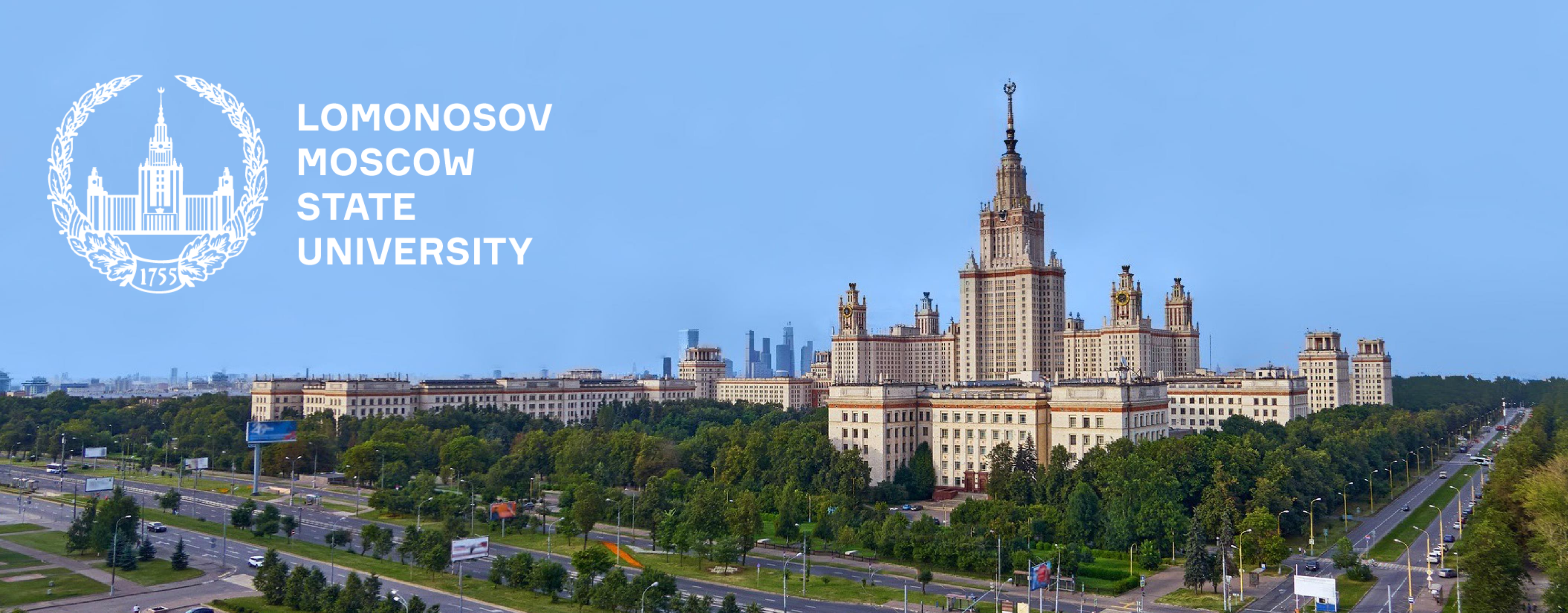
**September 2-8**

**Faculty events for international students**

**FIND EVENTS AND REGISTER HERE: <http://studentin.msu.ru/events-eng>**



LOMONOSOV  
MOSCOW  
STATE  
UNIVERSITY



*Best wishes!*